

Heavy-Duty Aluminum Rear Differential Cover

*GM/Dodge 2500HD/3500HD trucks with 14 bolt
11.5" rear axle (will not fit trucks with coil springs)
Raw (138051000) - Brushed (138051010)
- Black (138051020)*

Installation Guide



DISCLAIMER OF LIABILITY

Performance products can increase horsepower above and beyond factory specifications. Additional horsepower creates more stress on the drive-train components, which could result in drive-train failure.

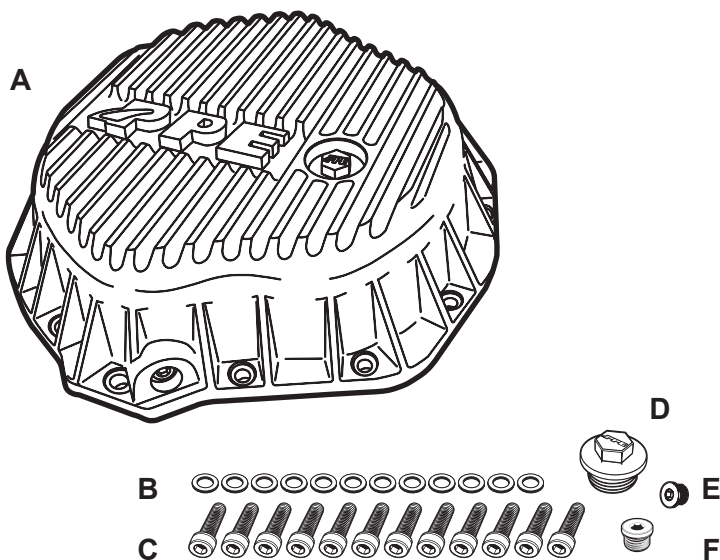
Note regarding emissions-related, non-E.O.-legal products: THESE PRODUCTS ARE LEGAL IN CALIFORNIA ONLY FOR RACING VEHICLES THAT MAY NEVER BE USED, OR REGISTERED OR LICENSED FOR HIGHWAY OR OFF-ROAD USE.

This agreement sets forth the terms and conditions for the use of PPE products. The installation of this product indicates that the Buyer has read and understands this agreement and accepts the terms and conditions. PPE (Pacific Performance Engineering) Inc., its distributors, employees, and dealers (the "Seller") shall not be responsible for the product's proper use and service. The buyer hereby waives all liability claims. The Buyer hereby acknowledges no reliance on the Seller's skill or judgment to select or furnish goods suitable for any particular purpose and that there are no liabilities which extend beyond the description on the face hereof, and the Buyer hereby waives all remedies or liabilities expressed or implied, arising by law or otherwise (including without any obligation of the Seller with respect to fitness, merchantability and consequential damages), or whether or not occasioned by the Seller's negligence. The Seller disclaims any warranty and expressly disclaims any liability for personal injury or damages. The Buyer acknowledges and agrees that the disclaimer of any liability for personal injury is a material term for this agreement and the Buyer agrees to indemnify the Seller and to hold the Seller harmless from any claim related to the item of equipment purchased. Under no circumstances will the Seller be liable for any damages or expenses by reason of use or sale of any such equipment. The Seller assumes no liability regarding the improper installation or misapplication of its products. It is the installer's responsibility to check for proper installation and if in doubt, contact the manufacturer. The Buyer is solely responsible for all warranty issues from the manufacturer.

LIMITATION OF WARRANTY

The Seller gives Limited Warranty as to description, quality, merchantability, and fitness for a particular purpose, productiveness, or any other matter of Seller's product sold herewith. The Seller shall not be responsible for the products proper use and service and the Buyer hereby waives all rights other than those expressly written herein. This warranty shall not be extended, altered or varied except by a written instrument signed by Seller and Buyer.

The Warranty on PPE Manifolds and Up-Pipes Kits, OEM-Length Up-Pipes is three (3) years, a limited lifetime warranty on PPE cast aluminum pans and covers, and a limited lifetime warranty on PPE Transmission Coolers and one (1) year limited warranty on all other PPE products from the date of sale to original buyer and limited solely to the parts contained within the products kit. All products that are in question of Warranty must be returned prepaid to the Seller and must be accompanied by a dated proof of purchase receipt. All Warranty claims are subject to approval by Seller. Under no circumstances will the Seller be liable for any labor charged or travel time incurred in diagnosis for defects, removal, or re-installation - of this product or any other contingent expenses. Under no circumstances will the Seller be liable for any damage or expenses incurred by reason of the use or sale of any such equipment. In the event that the buyer does not agree with this agreement: the buyer may promptly return this product, in a new and unused condition in its original packaging, with a dated proof of purchase to the place of purchase within ten (10) days from date of purchase for a full refund. The installation of this product indicates that the buyer has read and understands this agreement and accepts its terms and conditions.



KIT PARTS INCLUDED:

- 1 (A) Differential Cover
- 14 (B) Washers
- 14 (C) M8 x 1.25 x 30mm Allen head bolts
- 1 (D) Fill Plug (installed)
- 1 (E) ORB Plug (installed)
- 1 (F) Drain Plug (installed)

REQUIRED TO COMPLETE INSTALL:

- 8mm Allen Torque Wrench
- Oil
- Oil Drain Pan
- Shop Towels
- Gloves
- Eye Protection

Step 1:

Remove the brake line bracket and parking brake differential brackets. Keep brackets for reinstallation in later steps.



Step 2:

Remove the factory bolts and drain oil. Recycle oil.



Step 3:


Remove stock cover.



Step 4:

Trim (grind) down the parking differential bracket by removing a triangle parallel to the bolt hole. Cut the smaller grip completely off.

You may opt to round off the edge for a more finished look (as shown).



Step 5:

Clean the mating surface.



Step 6:

Align gasket to the PPE pan.

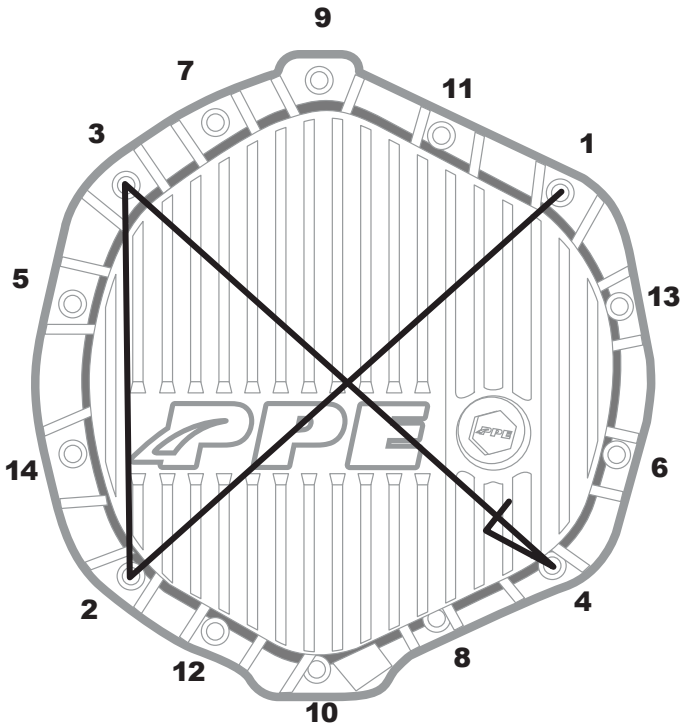


Step 7:

Reattach the brake line bracket and modified parking brake differential bracket in their original locations with new bolt hardware. Secure lines.

Step 8:

Mount cover and gasket to mating surface. Install bolts finger-tight to hold the cover in place and ensure the gasket is properly aligned. Tighten each of the bolts in a crossing pattern (see below image for example). Torque to 15 ft. lbs.



Step 9:

Fill to sight-level with high-quality gear oil.

Check for leaks.

Installation complete.



5011 Brooks St. Montclair CA 91763

*PPEdiesel.com
sales@ppediesel.com
Phone: (714) 985-4825*