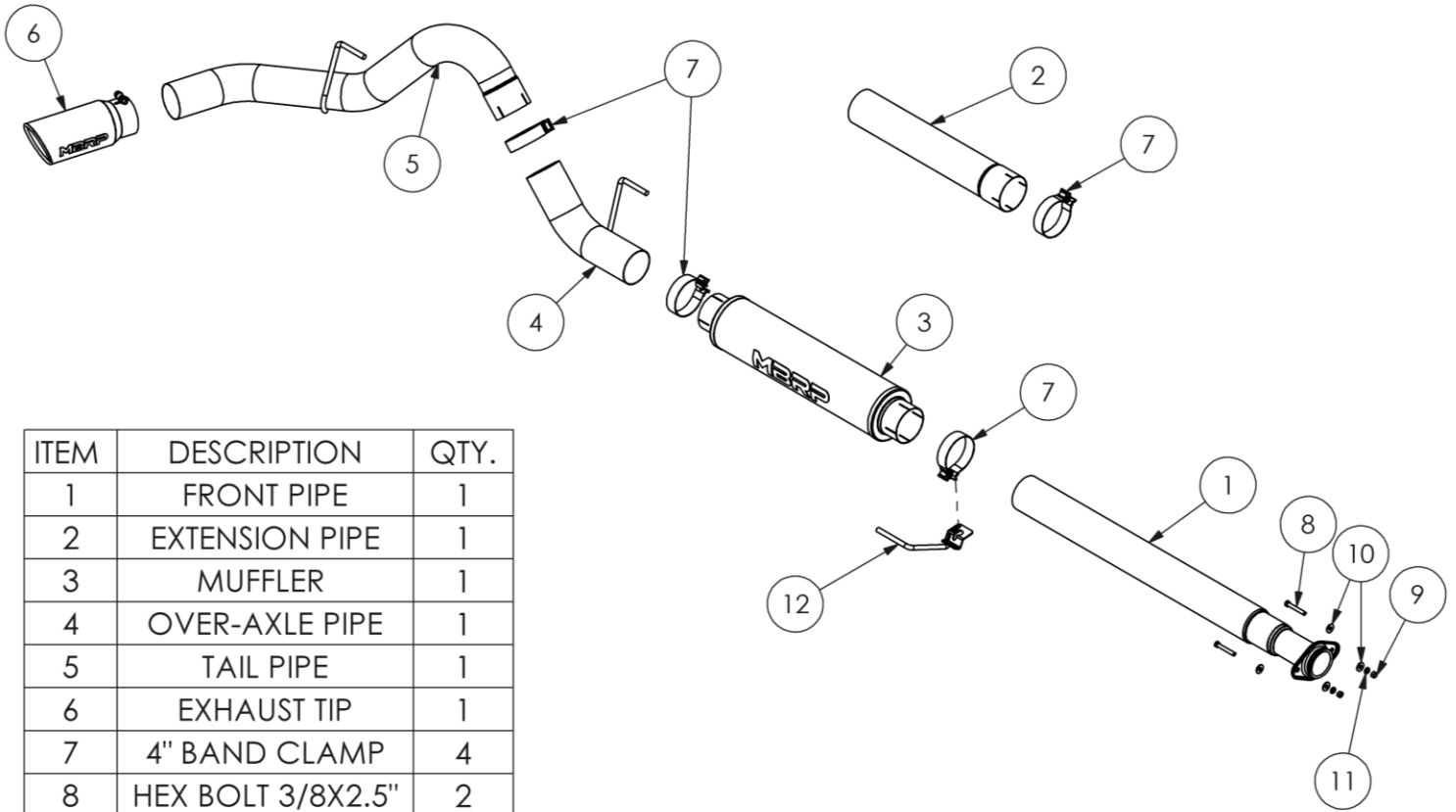


S5259

2015-2020 FORD F-150, 2.7/3.5L ECOBOOST,
EXCLUDES 2019-2020 F150 LIMITED 3.5L HIGH
OUTPUT
CAT-BACK, 4.0" SINGLE SIDE

MBRP®



ITEM	DESCRIPTION	QTY.
1	FRONT PIPE	1
2	EXTENSION PIPE	1
3	MUFFLER	1
4	OVER-AXLE PIPE	1
5	TAIL PIPE	1
6	EXHAUST TIP	1
7	4" BAND CLAMP	4
8	HEX BOLT 3/8X2.5"	2
9	3/8" HEX NUT	2
10	3/8" FLAT WASHER	4
11	3/8" LOCK WASHER	2
12	HANG TIGHT™ HANGER	1

PLEASE READ BEFORE STARTING INSTALLATION

While MBRP has made every effort to ensure that all components of this system are of superior quality and properly packaged, it is the installer's responsibility to ensure the following before removal of the factory exhaust:

- that ALL components shown above are present.
- that ALL mating components fit together.
- that there are no damaged components.
- that the system you have purchased is appropriate for your vehicle year, model and configuration.
- that the system will not interfere with any modifications previously installed or planned.
- that you have read and understand these instructions.

If you have any questions or are uncertain about any aspect of the installation of this system to your vehicle please contact your dealer before commencing installation.

MBRP

Removal of Stock System:



Figure 1

1. Apply a penetrating lubricant liberally to all hangers and rubber insulators.
2. Loosen the factory clamp in front of the muffler.
3. Loosen the factory extension pipe flange bolts.

Refer to Figure 1.




Figure 2

4. Rotate the factory extension pipe to release the factory muffer inlet locking boss.

Refer to Figure 2.

5. Remove the factory muffer assembly from the hangers and remove from the vehicle.

6. Remove the factory extension pipe bolts and remove the factory extension pipe from the vehicle.

Installation of MBRP Performance Exhaust:

1. Determine the overall length of the **Front Pipe** and **Extension Pipe** (if required).

Refer to figure 3.

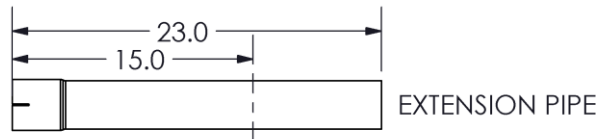
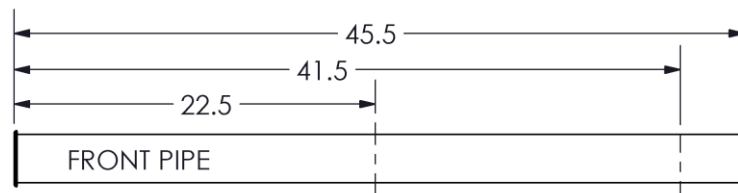


Figure 4



Figure 5

WHEELBASE	FRONT PIPE LENGTH	EXTENSION PIPE LENGTH
122" RC 6.5' BOX	22.5	NONE
141" RC 8' BOX	41.5	NONE
145" EC 6.5' BOX/ SC 5.5' BOX	45.5 (NO CUT)	NONE
157" SC 6.5' BOX	45.5 (NO CUT)	15"
164" EC 8' BOX	45.5 (NO CUT)	23" (NO CUT)

Figure 3.

2. Loosely install the **Front Pipe** using the supplied **Hardware**.
Refer to Figure 4.

MBRP



Figure 6



Figure 7



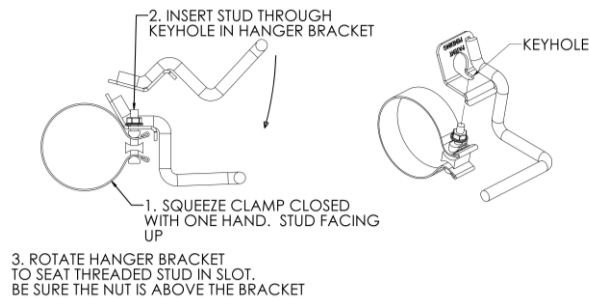
Figure 8



Figure 9

3. Slide a **4" Clamp** over the **Front Pipe** and install the **Extension Pipe** onto the **Front Pipe**. Install the **4" Hanger Tight™ Hanger** onto a **4.0" Clamp** using the procedure shown below. Loosely install the assembly to the **Extension Pipe** (or **Front Pipe** if the **Extension Pipe** is not required) and place the hanger into the second factory isolator. (Hanger bracket may not be as shown)

Refer to **Figure 6**.



4. Install the **Muffler** onto **Extension Pipe** and lightly secure with the **Hanger Tight™ Hanger Clamp**. Do not completely tighten at this time.

5. Place a **4" Clamp** over the **Muffler** outlet and insert the **Over Axle Pipe** into the **Muffler** and factory isolator.

Refer to **Figure 7**.

6. Install a **4" Clamp** and the **Tail Pipe** onto the **Over Axle Pipe** and into the factory isolator. Snug, but do not completely tighten the **4" Clamp**.

Refer to **Figure 8**.

7. Install the **Exhaust Tip** and adjust to your liking.

Refer to **Figure 9**.

8. Tighten all hardware and clamps, starting at the front and working rearward to secure the system. Check along the full length of the exhaust system to ensure there is adequate clearance for fuel lines, vent lines, brake lines, frame, bodywork, suspension, and any wiring, etc. If there is any interference detected, relocate, or adjust to provide adequate clearance. Ensure all clamp connections are secure and components are unable to rotate or slide. Band clamps require approximately 45 lb-ft (60 N-m) of torque. Verify clearances, system security and band clamp torque after 30-60 miles (50-100 km) of driving.



Congratulations! You are ready to begin experiencing the improved power, sound and driving experience of your **MBRP** performance exhaust system. We know you will enjoy your purchase.